

TANKLESS FREE STANDING IN-LINE

A fully integrated system of tankless units that are pre-built at the factory to reduce installation time and expense while providing a clean, professional look.

COMMERCIAL PERFORMANCE

- Uses the CT-199 commercial condensing tankless model with 96% thermal efficiency
- ENERGY STAR® qualified
- 185° maximum temperature set point

LIGHTWEIGHT

- Constructed of sturdy metal frame
- Utilizes the industry's lightest 199,000 BTU high efficiency condensing tankless heater

EXPANDABLE

- Multiple design and installation configurations
- Up to 597,000 BTU on a single rack system
- Able to link up to 20 heaters together with multi-link system

REDUNDANCY

- Multiple combustion systems provide peace of mind
- Easily isolate a unit for maintenance which extends the life of the heaters

EASY FIELD INSTALLATION

- Reduce installation costs with three simple connections (cold water, hot water, and gas)

EASILY INTEGRATE STORAGE

- As the world's largest water heater manufacturer, we can easily integrate storage into the design

WARRANTY

- 6 year limited heat exchanger
- 5 year limited tankless parts
- 1 year limited rack parts





Commercial Tankless Rack System

MODEL NUMBER	NUMBER OF HEATERS	CONFIGURATIONS	FUEL TYPE	GAS CONSUMPTION INPUT		MAX FLOW (GPM)					
				MINIMUM BTU/h	MAXIMUM BTU/h	50°F RISE	60°F RISE	70°F RISE	80°F RISE	90°F RISE	100°F RISE
ACI-CRS-24IL-N-C	2		Natural	15,000	398,000	15.2	12.6	10.8	9.4	8.4	7.6
ACI-CRS-24IL-P-C	2		Propane	13,000	398,000	15.2	12.6	10.8	9.4	8.4	7.6
ACI-CRS-26IL-N-C	2		Natural	15,000	398,000	15.2	12.6	10.8	9.4	8.4	7.6
ACI-CRS-26IL-P-C	2		Propane	13,000	398,000	15.2	12.6	10.8	9.4	8.4	7.6
ACI-CRS-36IL-N-C	3		Natural	15,000	597,000	22.8	18.9	16.2	14.1	12.6	11.4
ACI-CRS-36IL-P-C	3		Propane	13,000	597,000	22.8	18.9	16.2	14.1	12.6	11.4

MODEL NUMBER	GAS MANIFOLD CONNECTION	HOT/COLD WATER MANIFOLD CONNECTION	POWER
ACI-CRS-24IL-N-C	1 1/2" Schedule 40 pipe	2" Copper tube	120 V, 60 Hz, 4.5 A
ACI-CRS-24IL-P-C	1 1/2" Schedule 40 pipe	2" Copper tube	120 V, 60 Hz, 4.5 A
ACI-CRS-26IL-N-C	1 1/2" Schedule 40 pipe	2" Copper tube	120 V, 60 Hz, 6.75 A
ACI-CRS-26IL-P-C	1 1/2" Schedule 40 pipe	2" Copper tube	120 V, 60 Hz, 6.75 A
ACI-CRS-36IL-N-C	1 1/2" Schedule 40 pipe	2" Copper tube	120 V, 60 Hz, 6.75 A
ACI-CRS-36IL-P-C	1 1/2" Schedule 40 pipe	2" Copper tube	120 V, 60 Hz, 6.75 A

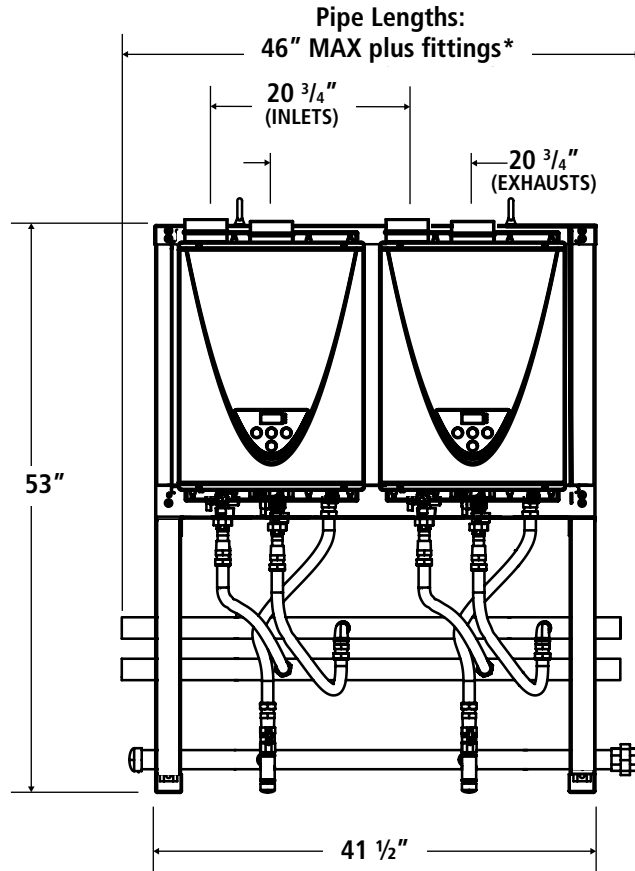
MODEL NUMBER	DIMENSIONS IN (CM)			SHIPPING DIMENSIONS IN (CM)			APPROX. SHIPPING WEIGHT LB (KG)
	LENGTH	WIDTH	HEIGHT	LENGTH	WIDTH	HEIGHT	
ACI-CRS-24IL-N-C	46 (117)	20 (51)	53 (135)	49 1/2 (126)	39 (99)	69 1/2 (177)	330 (150)
ACI-CRS-24IL-P-C	46 (117)	20 (51)	53 (135)	49 1/2 (126)	39 (99)	69 1/2 (177)	330 (150)
ACI-CRS-26IL-N-C	66 (168)	20 (51)	53 (135)	69 1/2 (177)	39 (99)	69 1/2 (177)	396 (180)
ACI-CRS-26IL-P-C	66 (168)	20 (51)	53 (135)	69 1/2 (177)	39 (99)	69 1/2 (177)	396 (180)
ACI-CRS-36IL-N-C	66 (168)	20 (51)	53 (135)	69 1/2 (177)	39 (99)	69 1/2 (177)	448 (203)
ACI-CRS-36IL-P-C	66 (168)	20 (51)	53 (135)	69 1/2 (177)	39 (99)	69 1/2 (177)	448 (203)

Line drawings on pages 3 and 4.

Dimensions and specifications subject to change without notice in accordance with our policy of continuous product improvement.

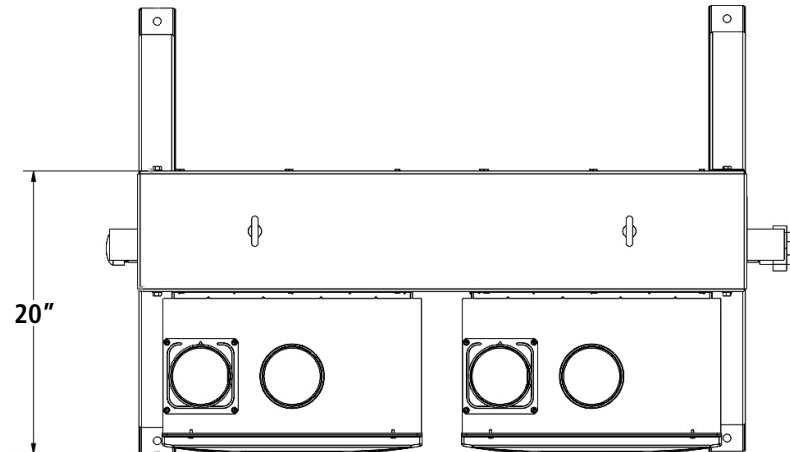
Model numbers - First number 2/3 = number of tankless units mounted. Second number 4/6 = rack size (max units that could fit on that rack).

2 Unit Free Standing In-Line



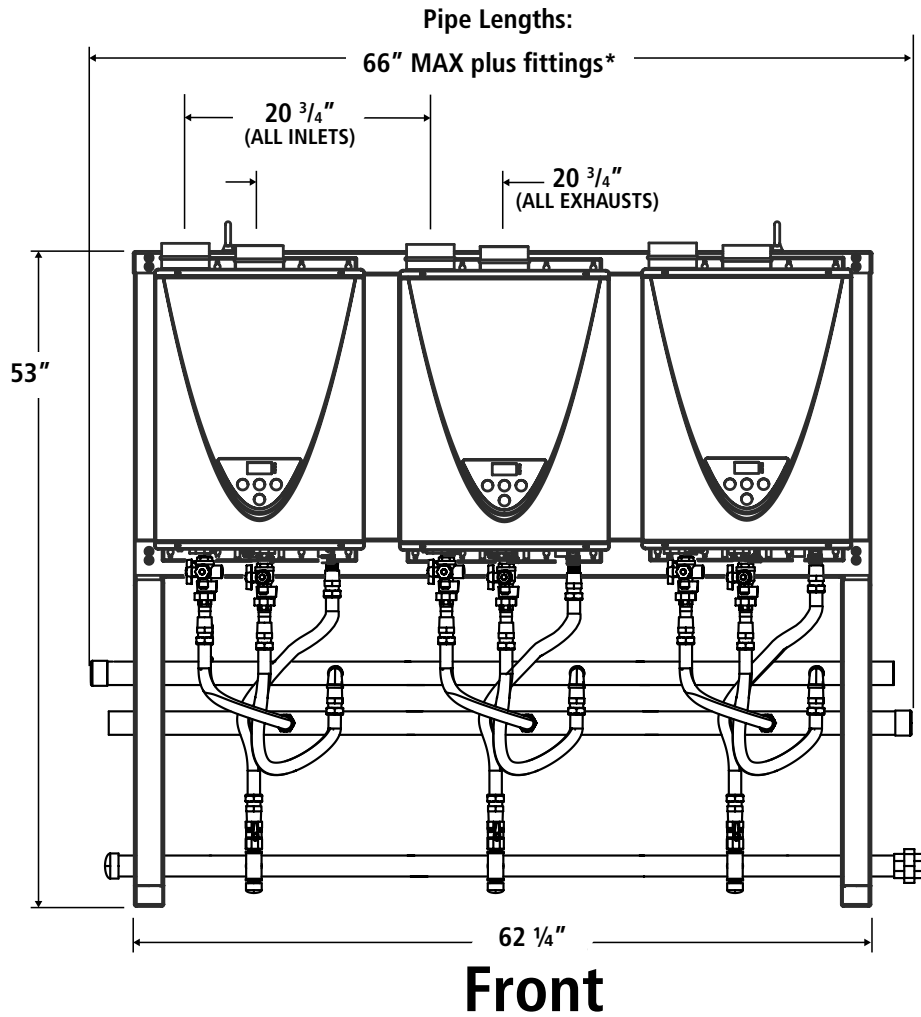
*Fittings to be field supplied

Front



Top

3 Unit Free Standing In-Line





Commercial Tankless Rack System

TANKLESS COMMERCIAL RACK SYSTEMS

The Tankless Commercial Rack System model # _____ shall be factory assembled pre-plumbed system and includes A. O. Smith CT-199 Condensing Tankless Water Heaters. The Commercial Rack System shall include 2 inch copper water supply lines, 2 foot long ¾ inch flexible stainless steel water lines to the heaters, 1 ½ inch schedule 40 gas supply pipe with 3 foot long ¾ inch CSST flexible gas lines to the heaters, and isolation valves with 150 psi pressure relief valves for each heater. The rack shall be assembled as an in-line floor standing design.

The fully modulating, on-demand, condensing gas fired tankless water heater(s) shall be A. O. Smith Tankless Water Heater model CT-199, having a maximum input rating of 199,000 BTU/h and available in NG or LP. The heater shall have ¾ in. male NPT water and gas connections. The inlet gas supply pressures shall be 4.0 in. WC (min.) up to 10.5 in. WC (max.) for NG and 8.0 in. WC (min.) up to 14 in. WC (max.) for LP. The heater(s) shall incorporate an integrated temperature controller that will provide diagnostic information, fault history, and heater set temperature. The heater(s) shall operate using 120 V / 60 Hz power source. The heater(s) will incorporate a factory installed power cord.

The Category IV heater(s) exhaust shall be vented with 3" or 4" diameter ULC S636 approved schedule 40 PVC or CPVC or polypropylene vent pipe with a length not to exceed 70 ft. (equivalent) for 3" vent or 100 ft. (equivalent) for 4" vent, terminating horizontally or vertically. The intake pipe may use material such as PVC, ABS, polypropylene or aluminum pipe and cannot exceed 70 ft. (equivalent) for 3" vent or 100 ft. (equivalent) for 4" vent. The heater(s) shall be able to be common vented with ULC S636 approved schedule 40 PVC pipe or polypropylene with a length not to exceed 100 ft. (equivalent) using up to 10 inch pipe. Proper sizing is provided in the heater's installation manual.

The water heater(s) shall use a commercial grade copper, fin tube primary heat exchanger with quick release brass or bronze waterways. The secondary heat exchanger shall be constructed from stainless steel 316L. The heater(s) shall be controlled by an onboard solid-state printed circuit board which uses the following factory installed components: thermistors to monitor water temperature and exhaust temperature; a flow sensor to measure flow rate; a flame sensor to monitor combustion; an air-fuel ratio rod to measure and adjust air inputs in order to maintain optimal combustion efficiency. The heater also consists of inline fusing and surge absorbers for electrical surge protection, an electronic spark igniter, aluminized stainless steel burners, hi-limit temperature switches to monitor water and exhaust temperatures, modulating gas valve, dual freeze protection that will automatically fire the heater and use heating blocks to protect the heat exchanger, and an overheat cutoff fuse.

The heaters can manifold to Easy-Link up to 4 heaters to provide additional capacity. The Easy-Link controls shall be built onto the onboard solid-state printed circuit board and does not require external controls. The linking control wire shall be supplied with the heater. The heaters can use a Multi-Unit controller, 100112691, to manifold 5-20 heaters. The Easy-Link and Multi-Unit Controller shall modulate the system for the most efficient performance. The Easy-Link and Multi-Unit Controller shall rotate the priority heater every 12 hours of operation time or 100 starts for balanced duty/cycle operation.

The heater models are design certified by CSA according to ANSI Z21.10.3 - CSA 4.3 (current edition), approved for sale in the United States and Canada, ENERGY STAR® qualified, has a minimum thermal efficiency of 96%, meets the energy efficiency requirements of NRCan and current edition of ASHRAE 90.1, and shall be certified to NSF 5 Standards.



Commercial Tankless Rack System

For Technical Information call 888-599-2837. A. O. Smith Enterprises Ltd. reserves the right to make product changes or improvements without prior notice.